

EXR Series, Las Vegas, March 24-26

Sorted on Laps

Endurance Series

Exotics Racing Las Vegas 1.5 1.500 miles

Endurance 2 Hours

3/26/2017 09:00

Race started at 9:06:29

Pos	No.	Name	Class	Laps	Diff	Gap	Total Tm	Best Tm	In Lap	Status	Addl2
1	22	Hill / Morse	LV02	99			2:00:26.853	1:02.545	69	USA / USA	
2	33	Mejia / Thievin	LV02	99	0.494	0.494	2:00:27.347	1:02.579	23	COL / FRA	Exotics Racing
3	68	Ramsey / Vautier	LV02	99	43.178	42.684	2:01:10.031	1:02.282	70	USA / FRA	Mark Ramsey International F
4	11	Hynes / Premat	LV02	99	1:05.955	22.777	2:01:32.808	1:02.504	18	USA / FRA	The Band Live
5	66	Koch / Connolly	LV02	98	1 Lap	1 Lap	2:00:44.635	1:03.254	71	USA / FRA	
6	8	Halverson / Perisset	LV02	98	1 Lap	18.795	2:01:03.430	1:03.015	71	USA / FRA	Shooting Range / EXR
7	99	Leroux / Stievenart	LV02	97	2 Laps	1 Lap	2:00:34.759	1:03.430	64	FRA / FRA	Exotics Racing L.A.
8	77	Hansen / Rochet	LV02	96	3 Laps	1 Lap	2:00:45.758	1:03.380	60	USA / USA	


+15s pen

Margin of Victory	Avg. Speed	Best Lap Tm	Best Speed	Best Lap by
0.494	73.974	1:02.282	86.702	68 - Ramsey / Vautier

Chief of Timing & Scoring, Pierre Preville

Orbits

Race Director, Fred Johais




www.mylaps.com

Licensed to: Exotics Racing

Endurance Series

Endurance 2 Hours

Race started at 9:06:29



(22) Hill / Morse	61	1:03.955	+1.410	22	1:02.887	+0.308	84	1:04.255	+1.676	45	1:05.673	+3.391
1	1:13.177	+10.632		62	1:02.939	+0.394	23	1:02.579		46	1:04.831	+2.549
2	1:05.939	+3.394		63	1:02.905	+0.360	24	1:02.922	+0.343	47	1:04.931	+2.649
3	1:04.570	+2.025		64	1:02.986	+0.441	25	1:02.844	+0.265	48	1:05.165	+2.883
4	1:03.522	+0.977		65	1:02.712	+0.167	26	1:02.996	+0.417	p49	6:08.324	+5:06.042
5	1:03.639	+1.094		66	1:02.839	+0.294	27	1:03.047	+0.468	50	1:03.992	+1.710
6	1:04.262	+1.717		67	1:02.834	+0.289	28	1:03.127	+0.548	51	1:02.367	+0.085
7	1:03.253	+0.708		68	1:02.575	+0.030	p29	6:08.002	+5:05.423	52	1:03.227	+0.945
8	1:03.364	+0.819		69	1:02.545		30	1:11.493	+8.914	53	1:02.331	+0.049
9	1:03.030	+0.485		70	1:02.779	+0.234	31	1:04.826	+2.247	54	1:02.810	+0.528
10	1:03.153	+0.608		71	1:02.940	+0.395	32	1:04.920	+2.341	55	1:03.107	+0.825
11	1:02.929	+0.384		72	1:02.592	+0.047	33	1:04.405	+1.826	56	1:02.434	+0.152
12	1:03.135	+0.590		73	1:02.733	+0.188	34	1:03.778	+1.199	57	1:02.562	+0.280
13	1:03.197	+0.652		74	1:02.785	+0.240	35	1:03.631	+1.052	58	1:02.404	+0.122
14	1:03.165	+0.620		75	1:03.191	+0.646	36	1:04.153	+1.574	59	1:02.296	+0.014
15	1:03.430	+0.885		p76	6:06.110	+5:03.565	37	1:03.705	+1.126	60	1:02.437	+0.155
16	1:03.069	+0.524		77	1:05.918	+3.373	38	1:03.964	+1.385	61	1:02.460	+0.178
17	1:02.913	+0.368		78	1:04.089	+1.544	39	1:03.791	+1.212	62	1:02.352	+0.070
18	1:03.207	+0.662		79	1:03.354	+0.809	40	1:04.640	+2.061	63	1:02.870	+0.588
19	1:02.984	+0.439		80	1:03.265	+0.720	41	1:05.667	+3.088	64	1:02.501	+0.219
20	1:03.075	+0.530		81	1:03.230	+0.685	42	1:05.417	+2.838	65	1:02.726	+0.444
21	1:02.767	+0.222		82	1:03.571	+1.026	43	1:05.290	+2.711	66	1:02.596	+0.314
22	1:02.909	+0.364		83	1:04.073	+1.528	44	1:04.472	+1.893	67	1:02.814	+0.532
23	1:02.997	+0.452		84	1:03.351	+0.806	45	1:04.392	+1.813	68	1:02.661	+0.379
24	1:02.972	+0.427		85	1:03.868	+1.323	46	1:03.530	+0.951	69	1:02.566	+0.284
25	1:02.853	+0.308		86	1:03.284	+0.739	47	1:05.525	+2.946	70	1:02.282	
26	1:02.935	+0.390		87	1:03.703	+1.158	48	1:04.137	+1.558	71	1:02.374	+0.092
27	1:03.315	+0.770		88	1:03.757	+1.212	49	1:03.845	+1.266	72	1:02.432	+0.150
28	1:03.233	+0.688		89	1:03.682	+1.137	p50	6:08.471	+5:05.892	73	1:02.457	+0.175
p29	6:08.030	+5:05.485		90	1:03.198	+0.653	51	1:05.921	+3.342	74	1:02.469	+0.187
30	1:06.407	+3.862		91	1:03.135	+0.590	52	1:03.053	+0.474	75	1:02.607	+0.325
31	1:04.019	+1.474		92	1:03.229	+0.684	53	1:03.292	+0.713	p76	6:05.152	+5:02.870
32	1:03.939	+1.394		93	1:03.760	+1.215	54	1:03.147	+0.568	77	1:07.804	+5.522
33	1:04.634	+2.089		94	1:03.604	+1.059	55	1:02.721	+0.142	78	1:04.777	+2.495
34	1:04.962	+2.417		95	1:03.790	+1.245	56	1:02.968	+0.389	79	1:04.873	+2.591
35	1:04.210	+1.665		96	1:03.278	+0.733	57	1:02.906	+0.327	80	1:04.378	+2.096
36	1:03.680	+1.135		97	1:03.132	+0.587	58	1:02.822	+0.243	81	1:04.532	+2.250
37	1:03.783	+1.238		98	1:02.910	+0.365	59	1:03.076	+0.497	82	1:04.427	+2.145
38	1:03.663	+1.118		99	1:03.632	+1.087	60	1:03.332	+0.753	83	1:05.808	+3.526
39	1:04.390	+1.845		(33) Mejia / Thievon			61	1:03.301	+0.722	84	1:04.892	+2.610
40	1:03.948	+1.403		1	1:13.691	+11.112	62	1:02.984	+0.405	23	1:02.628	+0.346
41	1:04.168	+1.623		2	1:05.174	+2.595	63	1:03.033	+0.454	24	1:02.714	+0.432
42	1:04.308	+1.763		3	1:03.772	+1.193	64	1:02.908	+0.329	25	1:03.264	+0.982
43	1:03.872	+1.327		4	1:03.233	+0.654	65	1:03.504	+0.925	26	1:02.568	+0.286
44	1:03.826	+1.281		5	1:02.925	+0.346	66	1:03.090	+0.511	27	1:02.866	+0.584
45	1:03.669	+1.124		6	1:02.980	+0.401	67	1:03.071	+0.492	28	1:02.696	+0.414
46	1:03.553	+1.008		7	1:02.999	+0.420	68	1:02.899	+0.320	p29	6:05.084	+5:02.802
47	1:04.512	+1.967		8	1:02.718	+0.139	69	1:02.672	+0.093	30	1:08.094	+5.812
48	1:04.328	+1.783		9	1:02.630	+0.051	70	1:03.012	+0.433	31	1:05.458	+3.176
49	1:04.366	+1.821		10	1:02.667	+0.088	71	1:02.978	+0.399	32	1:05.325	+3.043
p50	6:09.159	+5:06.614		11	1:02.712	+0.133	72	1:03.037	+0.458	33	1:05.064	+2.782
51	1:05.928	+3.383		12	1:02.600	+0.021	73	1:02.998	+0.419	34	1:04.883	+2.601
52	1:03.017	+0.472		13	1:02.799	+0.220	74	1:02.882	+0.303	35	1:04.699	+2.417
53	1:03.147	+0.602		14	1:03.008	+0.429	75	1:03.258	+0.679	36	1:05.373	+3.091
54	1:02.916	+0.371		15	1:02.695	+0.116	76	1:02.779	+0.200	37	1:04.669	+2.387
55	1:02.896	+0.351		16	1:02.783	+0.204	p77	6:06.449	+5:03.870	38	1:04.613	+2.331
56	1:02.790	+0.245		17	1:02.729	+0.150	78	1:08.173	+5.594	39	1:04.608	+2.326
57	1:03.135	+0.590		18	1:02.884	+0.305	79	1:03.360	+0.781	40	1:05.155	+2.873
58	1:03.907	+1.362		19	1:02.893	+0.314	80	1:02.919	+0.340	41	1:27.393	+25.111
59	1:03.285	+0.740		20	1:03.183	+0.604	81	1:03.291	+0.712	42	1:06.322	+4.040
60	1:02.978	+0.433		21	1:03.145	+0.566	82	1:03.459	+0.880	43	1:05.595	+3.313
							83	1:04.460	+1.881	44	1:06.158	+3.876
										(11) Hynes / Premat		
										1	1:12.918	+10.414
										2	1:03.932	+1.428
										3	1:03.247	+0.743
										4	1:03.447	+0.943
										5	1:02.889	+0.385

Chief of Timing & Scoring, Pierre Preville

Orbits

Race Director, Fred Johais

EXR Series, Las Vegas, March 24-26


Endurance Series

Exotics Racing Las Vegas 1.5 1.500 miles

Endurance 2 Hours

3/26/2017 09:00

Race started at 9:06:29



6	1:03.274	+0.770	68	1:02.772	+0.268	29	1:04.066	+0.812	91	1:06.801	+3.547	53	1:03.649	+0.634
7	1:02.836	+0.332	69	1:03.035	+0.531	30	1:04.152	+0.898	92	1:04.229	+0.975	54	1:03.574	+0.559
8	1:02.711	+0.207	70	1:02.644	+0.140	31	1:04.336	+1.082	93	1:04.324	+1.070	55	1:03.370	+0.355
9	1:02.601	+0.097	71	1:02.988	+0.484	32	1:04.125	+0.871	94	1:03.816	+0.562	56	1:03.798	+0.783
10	1:02.690	+0.186	72	1:02.598	+0.094	33	1:04.092	+0.838	95	1:04.114	+0.860	57	1:03.270	+0.255
11	1:02.678	+0.174	73	1:02.754	+0.250	34	1:04.243	+0.989	96	1:03.890	+0.636	58	1:03.149	+0.134
12	1:02.658	+0.154	74	1:03.026	+0.522	35	1:03.904	+0.650	97	1:03.734	+0.480	59	1:03.231	+0.216
13	1:02.677	+0.173	75	1:02.941	+0.437	36	1:03.754	+0.500	98	1:15.224	+11.970	60	1:03.251	+0.236
14	1:02.659	+0.155	p76	6:05.898	+5:03.394	37	1:03.979	+0.725				61	1:03.107	+0.092
15	1:02.705	+0.201	77	1:07.601	+5.097	38	1:04.524	+1.270	(8) Halverson / Perisset			62	1:03.066	+0.051
16	1:02.721	+0.217	78	1:05.007	+2.503	39	1:03.896	+0.642	1	1:15.858	+12.843	63	1:03.221	+0.206
17	1:02.555	+0.051	79	1:05.719	+3.215	40	1:04.245	+0.991	2	1:07.186	+4.171	64	1:03.552	+0.537
18	1:02.504		80	1:05.007	+2.503	41	1:04.560	+1.306	3	1:04.962	+1.947	65	1:03.179	+0.164
19	1:02.609	+0.105	81	1:04.925	+2.421	42	1:04.222	+0.968	4	1:04.928	+1.913	66	1:03.158	+0.143
20	1:02.965	+0.461	82	1:04.777	+2.273	43	1:04.278	+1.024	5	1:04.375	+1.360	67	1:03.298	+0.283
21	1:02.665	+0.161	83	1:05.395	+2.891	44	1:06.197	+2.943	6	1:04.585	+1.570	68	1:03.388	+0.373
22	1:02.722	+0.218	84	1:05.194	+2.690	45	1:04.417	+1.163	7	1:04.293	+1.278	69	1:03.427	+0.412
23	1:02.845	+0.341	85	1:05.908	+3.404	46	1:03.940	+0.686	8	1:04.368	+1.353	70	1:03.213	+0.198
24	1:02.733	+0.229	86	1:04.519	+2.015	47	1:04.060	+0.806	9	1:05.918	+2.903	71	1:03.015	
25	1:02.806	+0.302	87	1:05.144	+2.640	48	1:04.113	+0.859	10	1:04.071	+1.056	72	1:04.445	+1.430
26	1:02.589	+0.085	88	1:05.865	+3.361	p49	6:08.311	+5:05.057	11	1:03.978	+0.963	73	1:03.293	+0.278
27	1:02.585	+0.081	89	1:05.540	+3.036	50	1:05.988	+2.734	12	1:03.449	+0.434	74	1:03.770	+0.755
28	1:02.889	+0.385	90	1:05.330	+2.826	51	1:03.854	+0.600	13	1:03.621	+0.606	p75	6:07.426	+5:04.411
p29	6:04.087	+5:01.583	91	1:05.334	+2.830	52	1:03.959	+0.705	14	1:03.517	+0.502	76	1:07.450	+4.435
30	1:09.684	+7.180	92	1:19.159	+16.655	53	1:03.630	+0.376	15	1:03.790	+0.775	77	1:04.407	+1.392
31	1:06.769	+4.265	93	1:06.404	+3.900	54	1:04.092	+0.838	16	1:03.709	+0.694	78	1:05.026	+2.011
32	1:05.370	+2.866	94	1:05.906	+3.402	55	1:03.833	+0.579	17	1:03.413	+0.398	79	1:04.761	+1.746
33	1:05.378	+2.874	95	1:05.341	+2.837	56	1:03.489	+0.235	18	1:03.869	+0.854	80	1:04.521	+1.506
34	1:04.857	+2.353	96	1:05.356	+2.852	57	1:03.603	+0.349	19	1:03.832	+0.817	81	1:04.888	+1.873
35	1:04.781	+2.277	97	1:05.059	+2.555	58	1:03.597	+0.343	20	1:03.376	+0.361	82	1:05.361	+2.346
36	1:04.901	+2.397	98	1:05.988	+3.484	59	1:03.631	+0.377	21	1:03.493	+0.478	83	1:05.479	+2.464
37	1:04.411	+1.907	99	1:06.420	+3.916	60	1:03.979	+0.725	22	1:03.609	+0.594	84	1:05.312	+2.297
38	1:04.581	+2.077				61	1:04.006	+0.752	23	1:03.588	+0.573	85	1:04.645	+1.630
39	1:04.484	+1.980	(66) Koch / Connolly			62	1:03.414	+0.160	24	1:03.562	+0.547	86	1:05.307	+2.292
40	1:05.063	+2.559	1	1:15.504	+12.250	63	1:03.337	+0.083	25	1:03.816	+0.801	87	1:04.980	+1.965
41	1:05.540	+3.036	2	1:04.644	+1.390	64	1:03.802	+0.548	26	1:03.909	+0.894	88	1:04.984	+1.969
42	1:05.748	+3.244	3	1:04.849	+1.595	65	1:03.859	+0.605	p27	6:09.533	+5:06.518	89	1:04.703	+1.688
43	1:06.548	+4.044	4	1:04.711	+1.457	66	1:03.720	+0.466	28	1:07.973	+4.958	90	1:04.531	+1.516
44	1:06.860	+4.356	5	1:04.402	+1.148	67	1:03.875	+0.621	29	1:05.372	+2.357	91	1:04.267	+1.252
45	1:07.940	+5.436	6	1:05.388	+2.134	68	1:03.713	+0.459	30	1:04.829	+1.814	92	1:04.377	+1.362
46	1:06.674	+4.170	7	1:03.982	+0.728	69	1:03.470	+0.216	31	1:05.019	+2.004	93	1:04.230	+1.215
47	1:06.273	+3.769	8	1:04.236	+0.982	70	1:03.390	+0.136	32	1:04.655	+1.640	94	1:04.296	+1.281
48	1:06.391	+3.887	9	1:03.889	+0.635	71	1:03.254		33	1:04.772	+1.757	95	1:04.636	+1.621
p49	6:09.590	+5:07.086	10	1:03.959	+0.705	72	1:03.526	+0.272	34	1:04.966	+1.951	96	1:05.892	+2.877
50	1:06.867	+4.363	11	1:04.039	+0.785	73	1:03.639	+0.385	35	1:04.491	+1.476	97	1:04.038	+1.023
51	1:03.067	+0.563	12	1:04.240	+0.986	p74	6:11.247	+5:07.993	36	1:04.443	+1.428	98	1:04.693	+1.678
52	1:02.702	+0.198	13	1:03.801	+0.547	75	1:07.343	+4.089	37	1:04.605	+1.590			
53	1:02.715	+0.211	14	1:03.475	+0.221	76	1:04.044	+0.790	38	1:04.730	+1.715	(99) Leroux / Stievenart		
54	1:02.659	+0.155	15	1:03.846	+0.592	77	1:03.703	+0.449	39	1:04.439	+1.424	1	1:15.419	+11.989
55	1:02.619	+0.115	16	1:03.931	+0.677	78	1:03.410	+0.156	40	1:05.112	+2.097	2	1:05.553	+2.123
56	1:02.804	+0.300	17	1:03.816	+0.562	79	1:04.105	+0.851	41	1:05.405	+2.390	3	1:05.672	+2.242
57	1:02.776	+0.272	18	1:03.829	+0.575	80	1:03.794	+0.540	42	1:05.011	+1.996	4	1:04.714	+1.284
58	1:03.096	+0.592	19	1:03.565	+0.311	81	1:04.322	+1.068	43	1:04.982	+1.967	5	1:04.720	+1.290
59	1:02.639	+0.135	20	1:03.737	+0.483	82	1:04.041	+0.787	44	1:04.962	+1.947	6	1:04.368	+0.938
60	1:02.912	+0.408	21	1:03.717	+0.463	83	1:04.227	+0.973	45	1:06.559	+3.544	7	1:04.425	+0.995
61	1:03.036	+0.532	22	1:03.559	+0.305	84	1:03.670	+0.416	46	1:05.283	+2.268	8	1:04.351	+0.921
62	1:02.685	+0.181	23	1:03.623	+0.369	85	1:16.192	+12.938	47	1:04.991	+1.976	9	1:05.307	+1.877
63	1:02.757	+0.253	24	1:03.720	+0.466	86	1:04.568	+1.314	48	1:06.433	+3.418	10	1:04.661	+1.231
64	1:02.814	+0.310	25	1:03.781	+0.527	87	1:04.119	+0.865	p49	6:10.149	+5:07.134	11	1:04.792	+1.362
65	1:02.738	+0.234	p26	6:07.196	+5:03.942	88	1:04.112	+0.858	50	1:06.134	+3.119	12	1:03.755	+0.325
66	1:02.811	+0.307	27	1:07.461	+4.207	89	1:03.788	+0.534	51	1:03.808	+0.793	13	1:04.251	+0.821
67	1:02.635	+0.131	28	1:04.528	+1.274	90	1:03.750	+0.496	52	1:03.313	+0.298	14	1:04.034	+0.604

Chief of Timing & Scoring, Pierre Preville

Orbits

Race Director, Fred Johais

www.mylaps.com

Licensed to: Exotics Racing

EXR Series, Las Vegas, March 24-26


Endurance Series

Exotics Racing Las Vegas 1.5 1.500 miles

Endurance 2 Hours

3/26/2017 09:00

Race started at 9:06:29



15	1:04.424	+0.994	77	1:05.161	+1.731	40	1:07.771	+4.391
16	1:04.864	+1.434	78	1:05.318	+1.888	41	1:07.619	+4.239
17	1:04.548	+1.118	79	1:05.076	+1.646	42	1:06.713	+3.333
18	1:04.879	+1.449	80	1:04.804	+1.374	43	1:07.125	+3.745
19	1:04.637	+1.207	81	1:04.866	+1.436	44	1:06.516	+3.136
20	1:04.529	+1.099	82	1:04.872	+1.442	45	1:06.599	+3.219
21	1:04.742	+1.312	83	1:04.684	+1.254	46	1:07.468	+4.088
22	1:04.231	+0.801	84	1:05.801	+2.371	47	1:05.694	+2.314
23	1:04.262	+0.832	85	1:05.246	+1.816	48	1:05.750	+2.370
24	1:04.325	+0.895	86	1:05.107	+1.677	p49	6:12.795	+5:09.415
25	1:04.134	+0.704	87	1:05.170	+1.740	50	1:09.431	+6.051
26	1:04.489	+1.059	88	1:05.791	+2.361	51	1:04.659	+1.279
p27	6:08.951	+5:05.521	89	1:04.872	+1.442	52	1:04.096	+0.716
28	1:07.399	+3.969	90	1:04.984	+1.554	53	1:04.026	+0.646
29	1:06.154	+2.724	91	1:05.361	+1.931	54	1:04.049	+0.669
30	1:05.901	+2.471	92	1:05.212	+1.782	55	1:03.930	+0.550
31	1:06.098	+2.668	93	1:05.891	+2.461	56	1:03.873	+0.493
32	1:05.838	+2.408	94	1:05.188	+1.758	57	1:03.512	+0.132
33	1:05.931	+2.501	95	1:04.625	+1.195	58	1:06.768	+3.388
34	1:05.656	+2.226	96	1:04.501	+1.071	59	1:05.481	+2.101
35	1:05.680	+2.250	97	1:06.384	+2.954	60	1:03.380	
36	1:05.214	+1.784				61	1:03.529	+0.149
37	1:05.805	+2.375	(77) Hansen / Rochet			62	1:03.587	+0.207
38	1:06.434	+3.004	1	1:15.311	+11.931	63	1:03.771	+0.391
39	1:05.115	+1.685	2	1:06.449	+3.069	64	1:04.028	+0.648
40	1:04.752	+1.322	3	1:04.942	+1.562	65	1:03.800	+0.420
41	1:06.065	+2.635	4	1:05.172	+1.792	66	1:03.496	+0.116
42	1:05.860	+2.430	5	1:04.106	+0.726	67	1:06.588	+3.208
43	1:05.061	+1.631	6	1:04.622	+1.242	68	1:04.407	+1.027
44	1:05.052	+1.622	7	1:04.537	+1.157	69	1:04.944	+1.564
45	1:04.911	+1.481	8	1:03.944	+0.564	70	1:03.478	+0.098
46	1:09.371	+5.941	9	1:05.004	+1.624	71	1:03.898	+0.518
47	1:05.111	+1.681	10	1:16.472	+13.092	72	1:03.888	+0.508
48	1:05.301	+1.871	11	1:04.489	+1.109	p73	6:13.189	+5:09.809
49	1:05.071	+1.641	12	1:03.685	+0.305	74	1:15.840	+12.460
p50	6:07.115	+5:03.685	13	1:03.957	+0.577	75	1:06.009	+2.629
51	1:06.592	+3.162	14	1:04.212	+0.832	76	1:05.504	+2.124
52	1:04.089	+0.659	15	1:03.933	+0.553	77	1:06.263	+2.883
53	1:03.872	+0.442	16	1:03.822	+0.442	78	1:06.229	+2.849
54	1:04.287	+0.857	17	1:04.206	+0.826	79	1:07.030	+3.650
55	1:04.402	+0.972	18	1:04.017	+0.637	80	1:06.970	+3.590
56	1:04.280	+0.850	19	1:03.814	+0.434	81	1:06.418	+3.038
57	1:04.039	+0.609	20	1:03.961	+0.581	82	1:05.883	+2.503
58	1:03.726	+0.296	21	1:04.203	+0.823	83	1:05.943	+2.563
59	1:04.108	+0.678	22	1:03.726	+0.346	84	1:06.012	+2.632
60	1:03.864	+0.434	23	1:03.692	+0.312	85	1:05.010	+1.630
61	1:03.737	+0.307	24	1:03.702	+0.322	86	1:06.804	+3.424
62	1:04.780	+1.350	25	1:03.690	+0.310	87	1:04.672	+1.292
63	1:03.690	+0.260	26	1:04.136	+0.756	88	1:04.732	+1.352
64	1:03.430		p27	6:13.082	+5:09.702	89	1:05.706	+2.326
65	1:04.352	+0.922	28	1:15.567	+12.187	90	1:05.419	+2.039
66	1:03.874	+0.444	29	1:08.784	+5.404	91	1:05.151	+1.771
67	1:03.936	+0.506	30	1:07.716	+4.336	92	1:05.242	+1.862
68	1:04.054	+0.624	31	1:07.594	+4.214	93	1:04.963	+1.583
69	1:03.793	+0.363	32	1:07.500	+4.120	94	1:04.662	+1.282
70	1:03.703	+0.273	33	1:07.194	+3.814	95	1:04.695	+1.315
71	1:03.538	+0.108	34	1:06.374	+2.994	96	1:05.029	+1.649
p72	6:08.788	+5:05.358	35	1:06.945	+3.565			
73	1:07.550	+4.120	36	1:06.191	+2.811			
74	1:04.577	+1.147	37	1:06.554	+3.174			
75	1:05.341	+1.911	38	1:06.737	+3.357			
76	1:05.794	+2.364	39	1:07.151	+3.771			

Chief of Timing & Scoring, Pierre Preville

Orbits

Race Director, Fred Johais

www.mylaps.com

Licensed to: Exotics Racing

EXR Series, Las Vegas, March 24-26

Lapchart

Endurance Series
 Endurance 2 Hours
 Race started at 9:06:29

Exotics Racing Las Vegas 1.5 1.500 miles
 3/26/2017 09:00

Competitors	Laps																																				
	0	1	2	3	4	5	6	7	8	9	10	11	12	13	14	15	16	17	18	19	20	21	22	23	24	25	26	27	28	29	30	31	32	33	34	35	36
Mejia / Thievin (33)	1	33	33	68	68	68	68	68	68	68	68	68	68	68	68	68	68	68	68	68	11	11	11	11	11	11	11	11	11	11	11	68	68	68	68	68	68
Ramsey / Vautier (68)	2	68	68	11	11	11	11	11	11	11	11	11	11	11	11	11	11	11	11	11	68	68	68	68	68	68	68	68	68	68	68	11	11	11	11	11	11
Koch / Connolly (66)	3	66	11	33	33	33	33	33	33	33	33	33	33	33	33	33	33	33	33	33	33	33	33	33	33	33	33	33	33	33	33	33	33	33	33	33	33
Halverson / Perisset (8)	4	8	66	66	66	66	22	22	22	22	22	22	22	22	22	22	22	22	22	22	22	22	22	22	22	22	22	22	22	22	22	22	22	22	22	22	22
Leroux / Stievenart (99)	5	99	8	99	22	22	22	66	66	66	66	66	66	66	66	66	66	66	66	66	66	66	66	66	66	66	66	66	66	66	66	66	66	66	66	66	66
Hynes / Premat (11)	6	11	99	22	99	99	99	99	99	99	99	99	8	8	8	8	8	8	8	8	8	8	8	8	8	8	8	8	8	8	8	8	8	8	8	8	8
Hansen / Rochet (77)	7	77	22	8	8	8	8	8	8	77	8	99	99	99	99	99	99	99	99	99	99	99	99	99	99	99	99	99	99	99	99	99	99	99	99	99	99
Hill / Morse (22)	8	22	77	77	77	77	77	77	77	8	77	77	77	77	77	77	77	77	77	77	77	77	77	77	77	77	77	77	77	77	77	77	77	77	77	77	

EXR Series, Las Vegas, March 24-26

Lapchart


Endurance Series

Exotics Racing Las Vegas 1.5 1.500 miles

Endurance 2 Hours

3/26/2017 09:00

Race started at 9:06:29



Competitors	Laps																																						
	37	38	39	40	41	42	43	44	45	46	47	48	49	50	51	52	53	54	55	56	57	58	59	60	61	62	63	64	65	66	67	68	69	70	71	72	73		
Mejia / Thievin (33)	1	68	68	68	68	11	11	33	33	33	33	33	33	33	33	33	33	33	33	33	33	33	33	33	33	33	33	33	33	33	33	33	33	33	33	33	33	33	33
Ramsey / Vautier (68)	2	11	11	11	11	33	33	11	22	22	22	22	22	22	22	22	22	22	22	22	22	22	22	22	22	22	22	22	22	22	22	22	22	22	22	22	22	22	22
Koch / Connolly (66)	3	33	33	33	33	22	22	22	11	11	11	11	11	99	11	11	11	11	11	11	11	11	11	11	11	11	11	11	11	11	11	11	11	11	11	11	11	11	11
Halverson / Perisset (8)	4	22	22	22	22	68	68	68	68	66	66	66	66	11	66	66	68	68	68	68	68	68	68	68	68	68	68	68	68	68	68	68	68	68	68	68	68	68	68
Leroux / Stievenart (99)	5	66	66	66	66	66	66	66	68	68	68	68	68	66	68	68	68	66	66	66	66	66	66	66	66	66	66	66	66	66	66	66	66	66	66	66	66	66	
Hynes / Premat (11)	6	8	8	8	8	8	8	8	8	8	8	8	8	68	8	8	8	8	8	8	8	8	8	8	8	8	8	8	8	8	8	8	8	8	8	8	8	8	
Hansen / Rochet (77)	7	99	99	99	99	99	99	99	99	99	99	99	99	8	99	99	99	99	99	99	99	99	99	99	99	99	99	99	99	99	99	99	99	99	99	99	99	99	
Hill / Morse (22)	8	77	77	77	77	77	77	77	77	77	77	77	77	77	77	77	77	77	77	77	77	77	77	77	77	77	77	77	77	77	77	77	77	77	77	77	99	77	

EXR Series, Las Vegas, March 24-26

Lapchart

Endurance Series

Exotics Racing Las Vegas 1.5 1.500 miles

Endurance 2 Hours

3/26/2017 09:00

Race started at 9:06:29



Competitors	Laps																									
	74	75	76	77	78	79	80	81	82	83	84	85	86	87	88	89	90	91	92	93	94	95	96	97	98	99
Mejia / Thievin (33)	1	33	33	33	33	22	22	22	22	22	22	22	22	22	22	22	22	22	22	22	22	22	22	22	22	22
Ramsey / Vautier (68)	2	22	22	22	22	33	33	33	33	33	33	33	33	33	33	33	33	33	33	33	33	33	33	33	33	33
Koch / Connolly (66)	3	11	11	11	11	11	11	11	11	11	11	68	68	68	68	68	68	68	68	68	68	68	68	68	68	68
Halverson / Perisset (8)	4	68	68	68	68	68	68	68	68	68	68	11	11	11	11	11	11	11	11	11	11	11	11	11	11	11
Leroux / Stievenart (99)	5	8	66	66	66	66	66	66	66	66	66	66	66	66	66	66	66	66	66	66	66	66	66	66	66	66
Hynes / Premat (11)	6	66	8	8	8	8	8	8	8	8	8	8	8	8	8	8	8	8	8	8	8	8	8	8	8	8
Hansen / Rochet (77)	7	99	99	99	99	99	99	99	99	99	99	99	99	99	99	99	99	99	99	99	99	99	99	99	99	99
Hill / Morse (22)	8	77	77	77	77	77	77	77	77	77	77	77	77	77	77	77	77	77	77	77	77	77	77	77	77	77

QUALIFYING OVERALL STANDINGS

Rank	Num.	Driver #1 (Pro)	Driver #2 (Am)	Best Lap Pro	Best Lap Am	Average	Gap	Interval
1	33	THIEVIN	MEJIA	01:02.642	01:02.810	01:02.726		
2	68	VAUTIER	RAMSEY	01:02.261	01:04.411	01:03.336	00.610	00.610
3	66	CONNOLLY	KOCH	01:03.373	01:03.969	01:03.671	00.945	00.335
4	8	PERISSET	HALVERSON	01:03.231	01:04.404	01:03.818	01.092	00.147
5	57	PREMAT	HYNES	01:02.803	01:05.231	01:04.017	01.291	00.200
6	99	STIEVENART	LEROUX	01:04.599	01:04.590	01:04.595	01.869	00.577
7	77	ROCHET	HANSEN	01:03.586	01:05.826	01:04.706	01.980	00.112

Pierre Pruville, Timing and Scoring
 Fred Johais, Race Director



EXR Series, Las Vegas, March 24-26

Sorted on best lap time

Endurance Series

Exotics Racing Las Vegas 1.5 1.500 miles

Official Qualifying Driver #1


3/25/2017 18:30

Qualifying started at 18:19:39

Pos	No.	Name	Class	Best Tm	Diff	Gap	est Speed	In Lap	2nd Best	2nd Lap	Status	Addl2
1	68	Tristan Vautier	LV02	1:02.261			86.732	2	1:02.393	7	FRA	Mark Ramsey International Re
2	33	Romain Thievin	LV02	1:02.642	0.381	0.381	86.204	8	1:02.909	2	FRA	Exotics Racing
3	57	Alex Premat	LV02	1:02.803	0.542	0.161	85.983	12	1:02.845	1	FRA	The Band Live
4	22	Henry Morse	LV02	1:03.143	0.882	0.340	85.520	14	1:03.307	10	USA	
5	8	David Perisset	LV02	1:03.231	0.970	0.088	85.401	4	1:03.399	5	FRA	Exotics Racing
6	66	Tim Connolly	LV02	1:03.373	1.112	0.142	85.210	4	1:03.629	12	USA	
7	77	Christian Rochet	LV02	1:03.586	1.325	0.213	84.924	12	1:03.766	13	USA	
8	99	Evens Stievenart	LV02	1:04.599	2.338	1.013	83.593	6	1:04.721	4	FRA	Exotics Racing L.A.

Chief of Timing & Scoring, Pierre Preville

Race Director, Fred Johais



Orbits

www.mylaps.com

Licensed to: Exotics Racing

Endurance Series

Exotics Racing Las Vegas 1.5 1.500 miles

Official Qualifying Driver #2


3/25/2017 18:45

Qualifying started at 18:40:39

Pos	No.	Name	Class	Best Tm	Diff	Gap	est Speed	In Lap	2nd Best	2nd Lap	Status	Addl2
1	33	Tomas Mejia	LV02	1:02.810			85.974	6	1:03.032	5	COL	
2	66	Teo Koch	LV02	1:03.969	1.159	1.159	84.416	6	1:04.366	5	FRA	
3	8	Mike Halverson	LV02	1:04.404	1.594	0.435	83.846	8	1:04.490	7	USA	Shooting Range
4	68	Mark Ramsey	LV02	1:04.411	1.601	0.007	83.837	8	1:04.478	5	USA	Mark Ramsey International Re
5	99	Franck Leroux	LV02	1:04.590	1.780	0.179	83.604	10	1:05.008	6	FRA	
6	57	Bill Hynes	LV02	1:05.231	2.421	0.641	82.783	10	1:05.371	6	USA	The Band Live
7	77	Josh Hansen	LV02	1:05.826	3.016	0.595	82.034	4	1:06.242	5	USA	

Chief of Timing & Scoring, Pierre Preville

Race Director, Fred Johais



Orbits

www.mylaps.com

Licensed to: Exotics Racing

EXR Series, Las Vegas, March 24-26


Endurance Series

Exotics Racing Las Vegas 1.5 1.500 miles

Official Qualifying Driver #1

3/25/2017 18:30

Qualifying started at 18:19:39



Lap	Lap Tm	Diff	Time of Day
(68) Tristan Vautier			
1	1:04.179	+1.918	18:21:25.116
2	1:02.261		18:22:27.377
3	1:02.537	+0.276	18:23:29.914
4	1:02.417	+0.156	18:24:32.331
5	1:08.428	+6.167	18:25:40.759
6	1:02.690	+0.429	18:26:43.449
7	1:02.393	+0.132	18:27:45.842
8	1:05.110	+2.849	18:28:50.952
9	1:02.647	+0.386	18:29:53.599
10	1:02.552	+0.291	18:30:56.151
11	1:02.632	+0.371	18:31:58.783
12	1:02.579	+0.318	18:33:01.362
13	1:02.651	+0.390	18:34:04.013
14	1:02.506	+0.245	18:35:06.519

Lap	Lap Tm	Diff	Time of Day
(33) Romain Thievin			
1	1:15.088	+12.446	18:20:55.964
2	1:02.909	+0.267	18:21:58.873
3	1:03.177	+0.535	18:23:02.050
4	1:10.544	+7.902	18:24:12.594
5	1:04.903	+2.261	18:25:17.497
6	1:02.948	+0.306	18:26:20.445
7	1:02.998	+0.356	18:27:23.443
8	1:02.642		18:28:26.085
9	1:12.323	+9.681	18:29:38.408
10	1:05.082	+2.440	18:30:43.490
11	1:02.988	+0.346	18:31:46.478
12	1:07.252	+4.610	18:32:53.730

Lap	Lap Tm	Diff	Time of Day
(57) Alex Premat			
1	1:02.845	+0.042	18:21:41.357
2	1:03.121	+0.318	18:22:44.478
3	1:03.968	+1.165	18:23:48.446
4	1:06.780	+3.977	18:24:55.226
5	1:02.864	+0.061	18:25:58.090
6	1:03.727	+0.924	18:27:01.817
7	1:14.133	+11.330	18:28:15.950
8	1:02.947	+0.144	18:29:18.897
9	1:05.875	+3.072	18:30:24.772
10	1:03.013	+0.210	18:31:27.785
11	1:05.277	+2.474	18:32:33.062
12	1:02.803		18:33:35.865
13	1:03.400	+0.597	18:34:39.265

Lap	Lap Tm	Diff	Time of Day
(22) Henry Morse			
1	1:10.791	+7.648	18:20:58.814
2	1:04.427	+1.284	18:22:03.241
3	1:04.513	+1.370	18:23:07.754
4	1:03.908	+0.765	18:24:11.662
5	1:03.474	+0.331	18:25:15.136
6	1:03.829	+0.686	18:26:18.965
7	1:03.875	+0.732	18:27:22.840
8	1:05.373	+2.230	18:28:28.213
9	1:04.426	+1.283	18:29:32.639
10	1:03.307	+0.164	18:30:35.946
11	1:03.457	+0.314	18:31:39.403
12	1:04.912	+1.769	18:32:44.315
13	1:03.351	+0.208	18:33:47.666
14	1:03.143		18:34:50.809

Lap	Lap Tm	Diff	Time of Day
(8) David Perisset			
1	1:04.294	+1.063	18:21:46.718
2	1:03.844	+0.613	18:22:50.562
3	1:03.504	+0.273	18:23:54.066
4	1:03.231		18:24:57.297
5	1:03.399	+0.168	18:26:00.696
6	1:03.411	+0.180	18:27:04.107
7	1:03.682	+0.451	18:28:07.789
8	1:04.084	+0.853	18:29:11.873
9	1:03.700	+0.469	18:30:15.573
10	1:03.593	+0.362	18:31:19.166
11	1:03.978	+0.747	18:32:23.144
12	1:04.023	+0.792	18:33:27.167
13	1:07.332	+4.101	18:34:34.499

Lap	Lap Tm	Diff	Time of Day
(66) Tim Connolly			
1	1:03.714	+0.341	18:21:47.658
2	1:04.069	+0.696	18:22:51.727
3	1:03.847	+0.474	18:23:55.574
4	1:03.373		18:24:58.947
5	1:03.801	+0.428	18:26:02.748
6	1:03.807	+0.434	18:27:06.555
7	1:03.919	+0.546	18:28:10.474
8	1:03.871	+0.498	18:29:14.345
9	1:03.828	+0.455	18:30:18.173
p10	2:28.191	+1:24.818	18:32:46.364
11	1:06.595	+3.222	18:33:52.959
12	1:03.629	+0.256	18:34:56.588

Lap	Lap Tm	Diff	Time of Day
(77) Christian Rochet			
1	1:05.062	+1.476	18:21:50.651
2	1:04.752	+1.166	18:22:55.403
3	1:04.783	+1.197	18:24:00.186
4	1:04.444	+0.858	18:25:04.630
5	1:04.227	+0.641	18:26:08.857
6	1:04.454	+0.868	18:27:13.311
7	1:04.755	+1.169	18:28:18.066
8	1:04.491	+0.905	18:29:22.557
9	1:04.387	+0.801	18:30:26.944
10	1:04.170	+0.584	18:31:31.114
11	1:04.033	+0.447	18:32:35.147
12	1:03.586		18:33:38.733
13	1:03.766	+0.180	18:34:42.499

Lap	Lap Tm	Diff	Time of Day
(99) Evens Stievenart			
1	1:14.706	+10.107	18:20:57.106
2	1:05.039	+0.440	18:22:02.145
3	1:06.473	+1.874	18:23:08.618
4	1:04.721	+0.122	18:24:13.339
5	1:04.905	+0.306	18:25:18.244
6	1:04.599		18:26:22.843
7	1:05.127	+0.528	18:27:27.970
8	1:05.557	+0.958	18:28:33.527
9	1:05.816	+1.217	18:29:39.343
10	1:05.211	+0.612	18:30:44.554
11	1:05.044	+0.445	18:31:49.598
12	1:05.019	+0.420	18:32:54.617
13	1:05.140	+0.541	18:33:59.757
14	1:05.330	+0.731	18:35:05.087

Chief of Timing & Scoring, Pierre Preville

Race Director, Fred Johais

Orbits

www.mylaps.com

Licensed to: Exotics Racing

EXR Series, Las Vegas, March 24-26


Endurance Series

Exotics Racing Las Vegas 1.5 1.500 miles

Official Qualifying Driver #2

3/25/2017 18:45

Qualifying started at 18:40:39



Lap	Lap Tm	Diff	Time of Day
(33) Tomas Mejia			
1	1:07.721	+4.911	18:42:42.709
2	1:03.941	+1.131	18:43:46.650
3	1:07.320	+4.510	18:44:53.970
4	1:03.522	+0.712	18:45:57.492
5	1:03.032	+0.222	18:47:00.524
6	1:02.810		18:48:03.334
7	1:13.858	+11.048	18:49:17.192
8	1:03.579	+0.769	18:50:20.771
9	1:03.896	+1.086	18:51:24.667
10	1:03.902	+1.092	18:52:28.569
11	1:03.826	+1.016	18:53:32.395
12	1:08.579	+5.769	18:54:40.974
13	1:06.905	+4.095	18:55:47.879

Lap	Lap Tm	Diff	Time of Day
(99) Franck Leroux			
1	1:06.805	+2.215	18:43:23.187
2	1:05.457	+0.867	18:44:28.644
3	1:06.450	+1.860	18:45:35.094
4	1:05.844	+1.254	18:46:40.938
5	1:05.287	+0.697	18:47:46.225
6	1:05.008	+0.418	18:48:51.233
7	1:06.044	+1.454	18:49:57.277
8	1:06.095	+1.505	18:51:03.372
9	1:07.010	+2.420	18:52:10.382
10	1:04.590		18:53:14.972
11	1:24.957	+20.367	18:54:39.929
12	1:06.390	+1.800	18:55:46.319

Lap	Lap Tm	Diff	Time of Day
(57) Bill Hynes			
1	1:13.851	+8.620	18:43:04.204
2	1:06.500	+1.269	18:44:10.704
3	1:08.689	+3.458	18:45:19.393
4	1:06.690	+1.459	18:46:26.083
5	1:06.269	+1.038	18:47:32.352
6	1:05.371	+0.140	18:48:37.723
7	1:05.675	+0.444	18:49:43.398
8	1:12.045	+6.814	18:50:55.443
9	1:05.419	+0.188	18:52:00.862
10	1:05.231		18:53:06.093
11	1:05.952	+0.721	18:54:12.045
12	1:06.688	+1.457	18:55:18.733
13	1:11.417	+6.186	18:56:30.150

Lap	Lap Tm	Diff	Time of Day
(66) Teo Koch			
1	1:15.425	+11.456	18:42:27.296
2	1:05.277	+1.308	18:43:32.573
3	1:04.619	+0.650	18:44:37.192
4	1:04.616	+0.647	18:45:41.808
5	1:04.366	+0.397	18:46:46.174
6	1:03.969		18:47:50.143
7	1:04.778	+0.809	18:48:54.921
8	1:04.936	+0.967	18:49:59.857
9	1:04.492	+0.523	18:51:04.349
10	1:05.328	+1.359	18:52:09.677
11	1:04.520	+0.551	18:53:14.197
12	1:04.633	+0.664	18:54:18.830
13	1:04.669	+0.700	18:55:23.499
14	1:05.051	+1.082	18:56:28.550

Lap	Lap Tm	Diff	Time of Day
(77) Josh Hansen			
1	1:13.747	+7.921	18:42:58.755
2	1:07.621	+1.795	18:44:06.376
3	1:06.740	+0.914	18:45:13.116
4	1:05.826		18:46:18.942
5	1:06.242	+0.416	18:47:25.184
6	1:07.076	+1.250	18:48:32.260
7	1:07.392	+1.566	18:49:39.652
8	1:07.382	+1.556	18:50:47.034
9	1:06.576	+0.750	18:51:53.610
10	1:06.265	+0.439	18:52:59.875
11	1:10.275	+4.449	18:54:10.150
12	1:07.964	+2.138	18:55:18.114
13	1:13.333	+7.507	18:56:31.447

Lap	Lap Tm	Diff	Time of Day
(8) Mike Halverson			
1	1:09.243	+4.839	18:42:32.840
2	1:05.952	+1.548	18:43:38.792
3	1:22.959	+18.555	18:45:01.751
4	1:05.333	+0.929	18:46:07.084
5	1:05.127	+0.723	18:47:12.211
6	1:04.698	+0.294	18:48:16.909
7	1:04.490	+0.086	18:49:21.399
8	1:04.404		18:50:25.803
9	1:05.191	+0.787	18:51:30.994
10	1:05.655	+1.251	18:52:36.649
11	1:04.699	+0.295	18:53:41.348
12	1:05.000	+0.596	18:54:46.348
13	1:05.192	+0.788	18:55:51.540

Lap	Lap Tm	Diff	Time of Day
(68) Mark Ramsey			
1	1:07.674	+3.263	18:42:45.823
2	1:04.805	+0.394	18:43:50.628
3	1:05.357	+0.946	18:44:55.985
4	1:04.638	+0.227	18:46:00.623
5	1:04.478	+0.067	18:47:05.101
6	1:04.719	+0.308	18:48:09.820
7	1:05.541	+1.130	18:49:15.361
8	1:04.411		18:50:19.772
9	1:06.502	+2.091	18:51:26.274
10	1:05.811	+1.400	18:52:32.085
11	1:05.226	+0.815	18:53:37.311
12	1:06.350	+1.939	18:54:43.661
13	1:05.141	+0.730	18:55:48.802

Chief of Timing & Scoring, Pierre Preville

Race Director, Fred Johais

Orbits

www.mylaps.com

Licensed to: Exotics Racing